



Chastain Park, Atlanta



KELLER WILLIAMS® REALTY

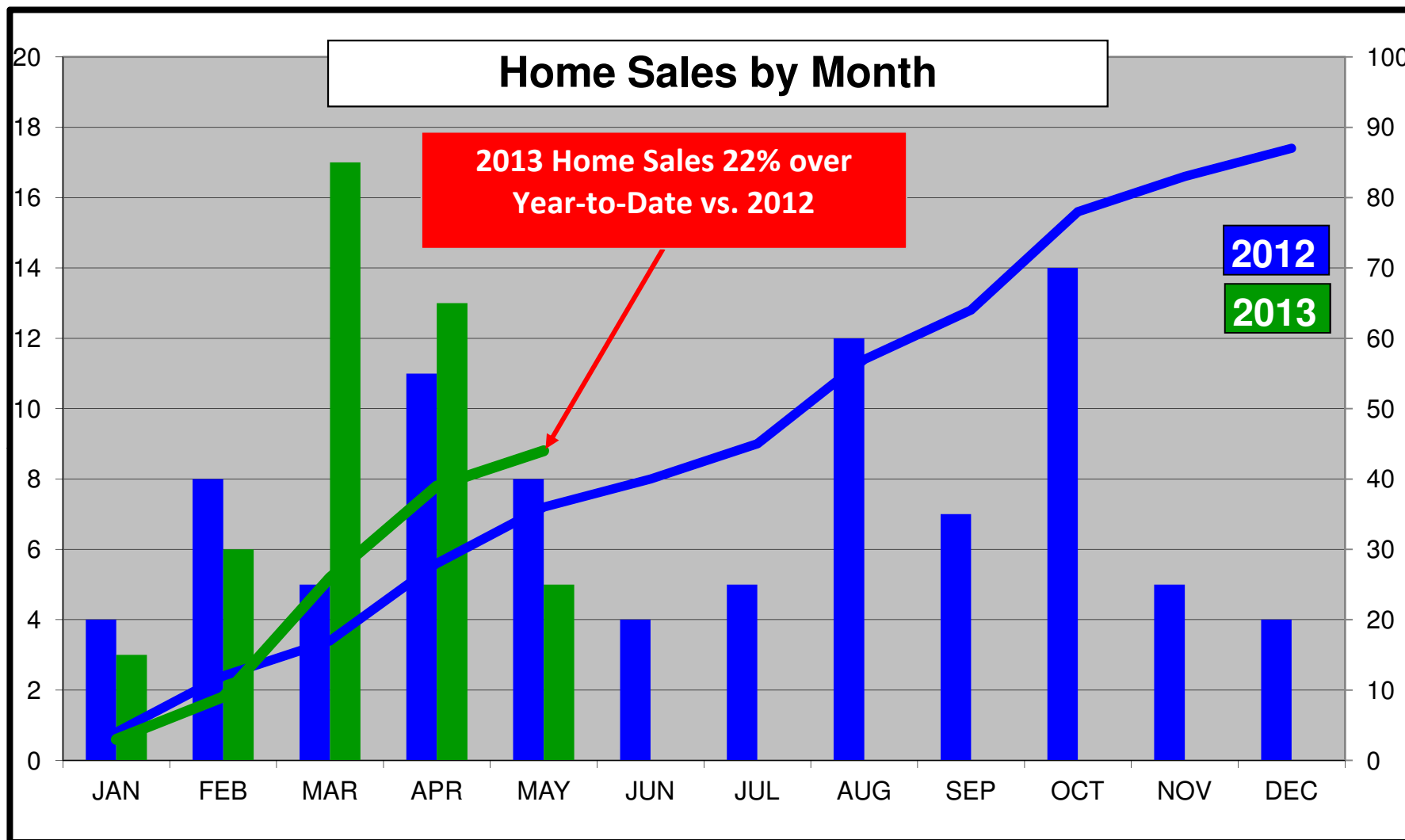
2013 Available Home Inventory

# of Homes Currently Listed	JAN 2013	FEB 2013	MAR 2013	APR 2013	MAY 2013	JUN 2013	JUL 2013	AUG 2013	SEP 2013	OCT 2013	NOV 2013	DEC 2013	Mo's of Inventory	Avg/Mo. 2013	Avg/Mo. 2012
Over \$2M	5	9	8	7	8	8							20.0	0.4	0.6
\$1M - \$2M	9	14	17	13	12	12							3.3	3.6	2.2
\$700,000 - \$999,999	7	6	10	10	7	8							2.9	2.8	1.2
\$000,000 - \$699,999	5	7	9	7	5	6							3.0	2.0	3.3
Total Inventory >	26	36	44	37	32	34							3.9	8.8	7.2

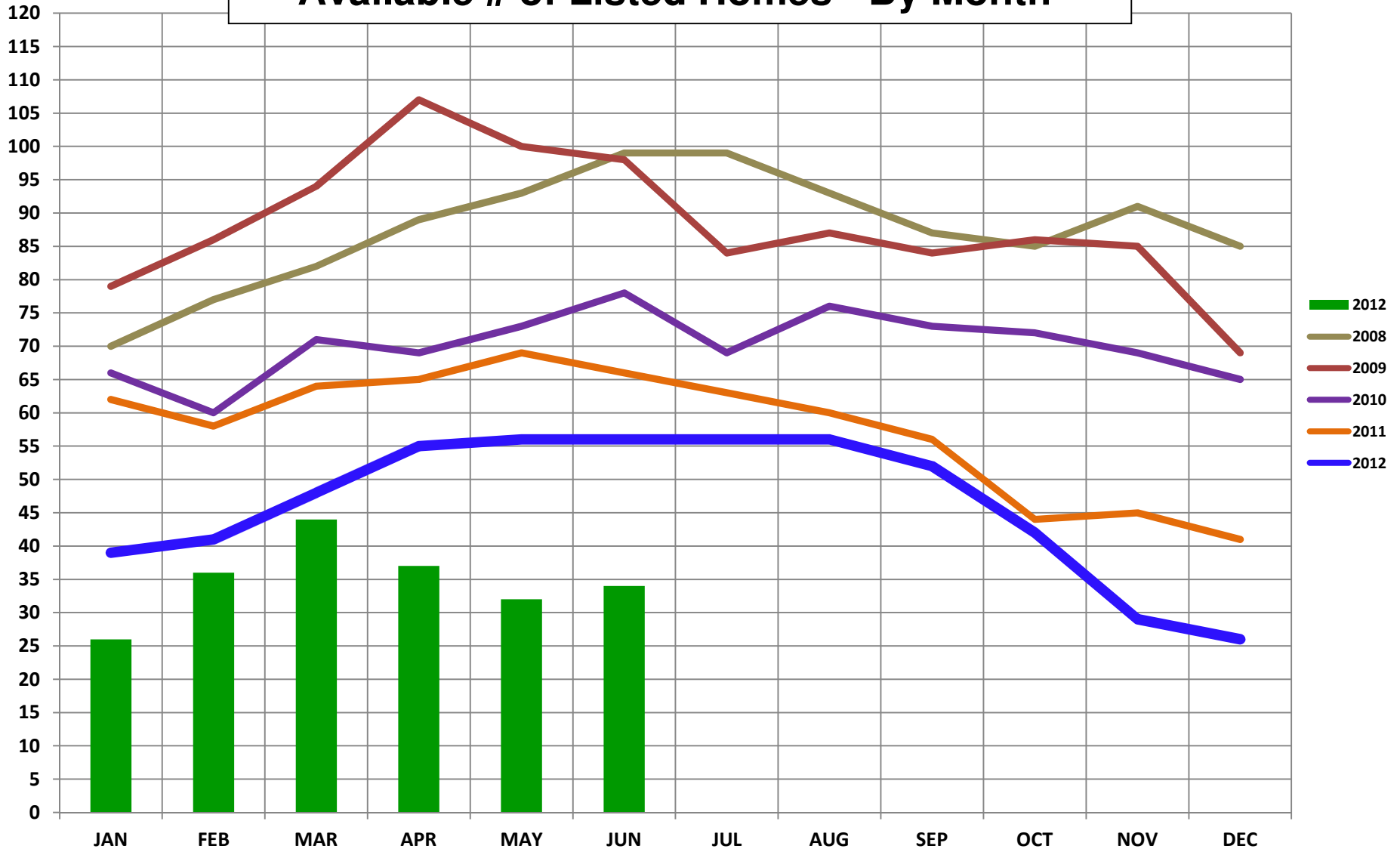
Sell Mkt	6+ mo.	2+ yr	3+ yr	4+ yr	5+ yr
----------	--------	-------	-------	-------	-------

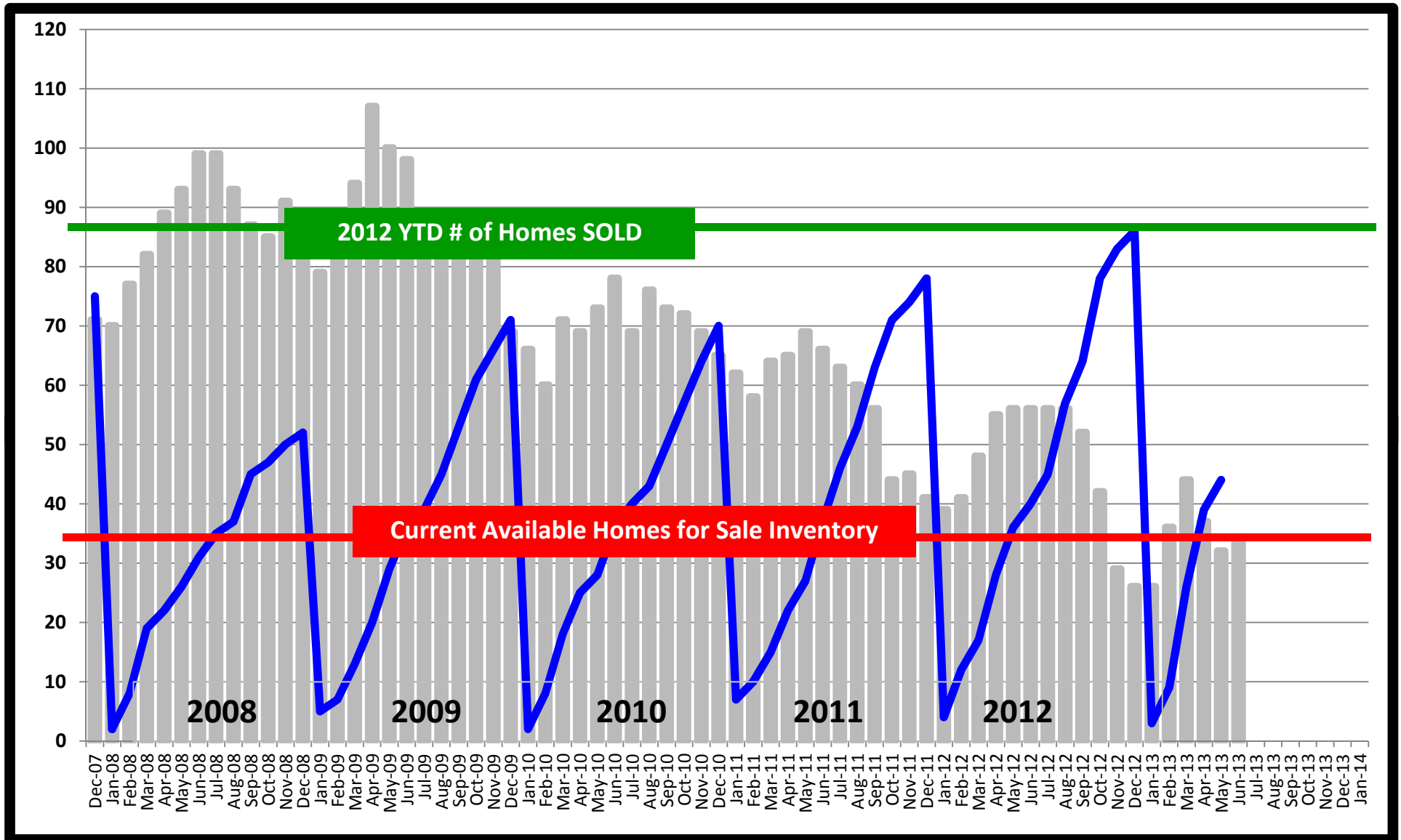
2013 Sales Activity

# of Homes going Under Contract	JAN 2013	FEB 2013	MAR 2013	APR 2013	MAY 2013	JUN 2013	JUL 2013	AUG 2013	SEP 2013	OCT 2013	NOV 2013	DEC 2013	TOT 2013	Avg/Mo. 2013	TOT 2012
Over \$2M	0	1	1	0	0								2	0.4	7
\$1M - \$2M	1	1	9	4	3								18	3.6	26
\$700,000 - \$999,999	1	3	3	6	1								14	2.8	14
\$000,000 - \$699,999	1	1	4	3	1								10	2.0	39
Total Sales >	3	6	17	13	5								44	8.8	86



Available # of Listed Homes - By Month





Running total # of homes Sold each

of Available Listed Homes / month